



THESE DRAWINGS ARE INSTRUMENTS OF SERVICE AND ARE THE SOLE PROPERTY OF SCHULER ARCHITECTURE. THE DESIGN AND INFORMATION REPRESENTED ON THESE DRAWINGS ARE EXCLUSIVELY FOR THE PROJECT AND SHALL NOT BE TRANSFERRED OR OTHERWISE REPRODUCED WITHOUT EXPRESSED WRITTEN PERMISSION OF SCHULER ARCHITECTURE - COPYRIGHT 2020



**Schuler ARCHITECTURE**  
ARCHITECTURE  
PLANNING & DESIGN  
Edwin F. Schuler  
Architect  
708 Hollbrook Drive  
Lompoc, CA 93436  
805.738.5020  
Fax 805.738.5020  
schulera@verizon.net

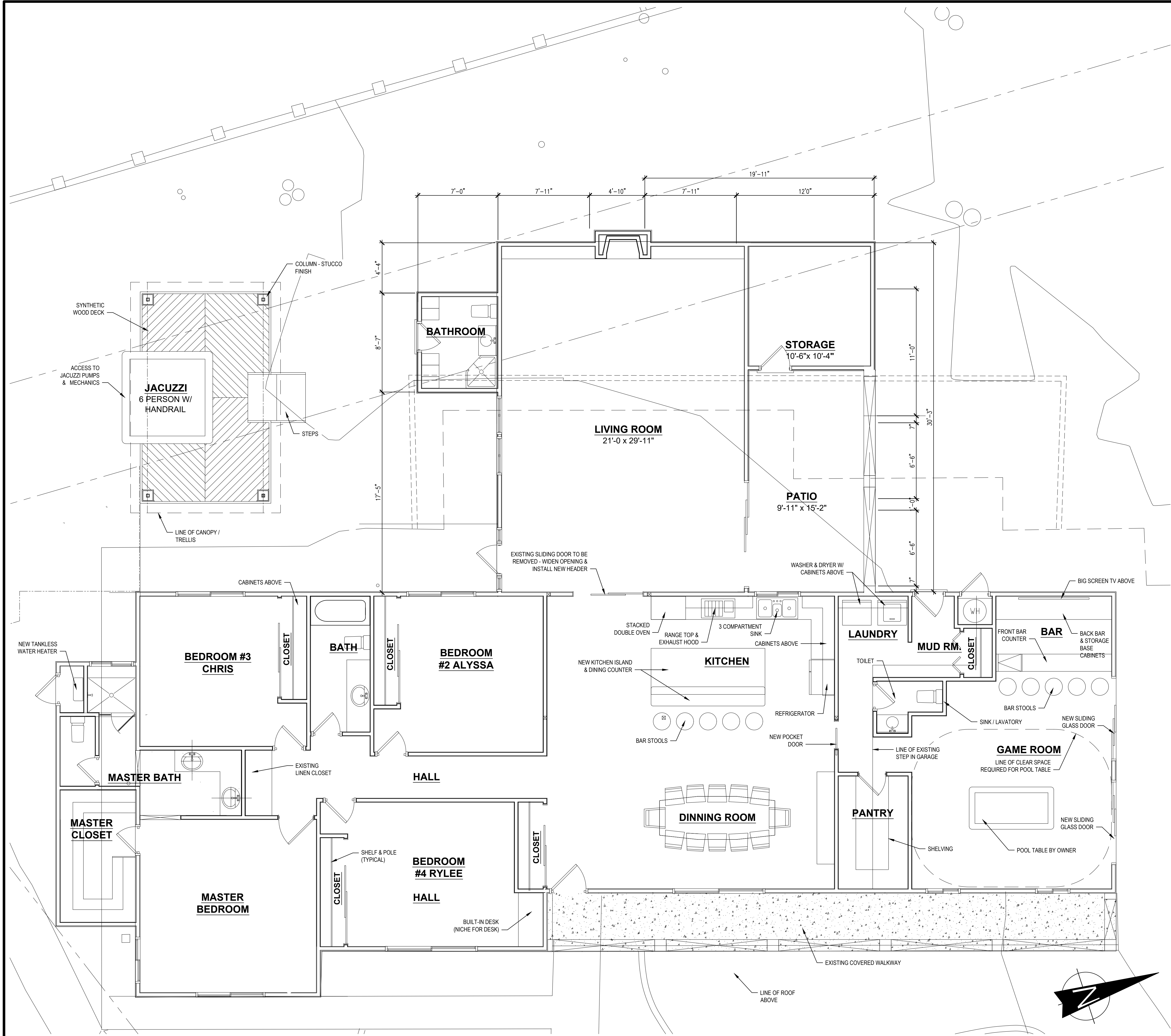


MARK	DATE	DESCRIPTION

PROJECT NUMBER: 2020-02	February 4, 2021
ISSUED:	February 4, 2021
DRAWN BY: EFS	
CHECKED BY: EFS	
FILENAME:	

**FLOOR PLAN**  
**WOOLEVER RESIDENCE**  
ADDITION - MODIFICATIONS - REPAIRS  
2910 SHANKLIN PLACE  
LOMPOC, CA 93436

**A2.0**



**OVERALL FLOOR PLAN** SCALE 1/4" = 1'-0" 14